

CITY OF MENLO PARK
PARKS AND RECREATION
TASK FORCE ON STATUS
OF PLAYING FIELDS

April 26, 2006

Status of Menlo Park fields

Executive Summary

Menlo Park and its surrounding communities have a severe shortage of fields for sports and recreational use. Most of the areas fields are overused, leading to increased maintenance costs and reduced lifetime. Menlo Park has nine designated playing fields, comprising a total area of approximately 10.9 acres. Four of these are at city parks. The rest are on school sites. The fields at school sites are more heavily used, and are therefore are in poorer condition than the fields at city parks. Approximately ten organized youth groups use the city's fields. These groups also use fields in Atherton, Woodside, and Portola Valley. The demand for fields is highest among the field sports of soccer, lacrosse, and football. Baseball diamonds are also in short supply, particularly for older players in the 13-17 age range. Additional demands on the city's fields come from adult sports leagues such as softball and soccer and pick-up games such as soccer, ultimate frisbee, and baseball. The outfield of Nealon Park's softball field doubles as a dog park each morning of the week. Field usage is highest in the fall, with heavy use also occurring in the spring. All of the city's fields are grass surfaces and require one to two months of downtime each year for maintenance.

The greatest need is for one or more full (adult) sized, artificial turf, lighted fields. A full sized field for soccer measures approximately 110 x 75 yards (1.70 acres). Soccer, football, and lacrosse players older than 12 years require full sized fields for competitive, safe play. Artificial turf fields can be used year round with no downtime for maintenance. Adding lights extends the availability of the fields into the evening.

Demand for fields is higher in west Menlo Park than in Belle Haven. This has led to some imbalance in the usage of fields in the two areas, with west Menlo fields being over used and Belle Haven fields underused. Rebalancing the usage of the fields, particularly for weekday practices, will help alleviate some of the overcrowding at the west Menlo fields. But because the fields in Belle Haven are relatively small, rebalancing will have only a small effect on the overall field shortage problem.

Suggested recommendations, in order, by the task force regarding playing fields:

1. The Parks and Recreation Commission recommends that the City research the three sites identified by the Task Force as potential sites for one or more multi-use, regulation size playing fields. The three sites are Burgess, Kelly, and Hamilton Avenue.
2. The Parks and Recreation Commission recommends that the city evaluate the fees charged for the use of its playing fields to determine if:
 - a. The fees being collected by the City are generating the optimal amount of revenue consistent with community desires to provide playing fields for athletic leagues.
 - b. The fees are consistent with prevailing rates being charged by neighboring cities.

- c. A periodic review of the fee structure is done to help manage efficient use of all the City's playing fields, especially those being overused.
3. The Parks and Recreation Commission recommends that the City staff be directed to consider artificial turf when planning the development of all new playing fields or when existing fields are upgraded or renovated.
4. The City should engage in negotiations (including the possibility of property transfer options) in partnership with the Town of Portola Valley and Stanford University for the development of a regional field at the Ladera Oaks / Portola Valley / Stanford property near Alpine.
5. The City should investigate options for field development at the 75, 110 and 175 Linfield property development projects.
6. The City should consider the possibility of developing "rooftop fields" at the El Camino (Stanford Park Hotel, Cadillac property, etc.) developments.
7. The City should create a fund to acquire, build, and maintain playing fields. The fund could be financed by private donations, implementing a developer fee program, adding an allocation to the City's capital improvement or infrastructure fund, creating a special assessment district, or other means.
8. The city should encourage user groups to take fuller advantage of underutilized fields such as Kelly and Belle Haven.
9. The city should separate the costs of maintaining fields from the overall city landscaping budget.
10. The city should re-evaluate its fee structure so that the majority of costs for operating and maintaining the city's fields are recovered.
11. The city should work with neighboring communities (particularly Atherton) to develop regional solutions to the field shortage.
12. The city should coordinate with the Menlo Park School District to ensure that any modernization of local school sites considers the size and configuration of school fields in a way that positively affects the regional field inventory.
13. The city should monitor the potential of the acquisition of open land at Seminary Oaks as a site for a playing field.
14. The city should consider reducing the size of the dirt infield at Burgess to allow a full sized soccer field to be placed there. The potential impact on baseball and softball leagues should be considered in deciding on the best location for the boundary between the infield and outfield areas.
15. Update the master recreation plan to inventory existing programs and facilities and survey their condition and to:
 - a. Develop a community profile and needs assessment
 - b. Get community input to develop a long term plan to meet the planned need
 - c. Identify partnership and collaboration opportunities such as grants, school districts etc.
 - d. Implement Best Management practices for programs and services
 - e. Develop a priority setting and implementation strategy
16. The City should require inclusion of open space / park space in any new development within the City. New development should be reviewed for feasibility of including playing fields whenever possible.

BACKGROUND and SCOPE of WORK

At its November 1, 2005 City Council Meeting, the Menlo Park City Council listened to two proposals for the active development of Bayfront Park. After consideration, Council authorized City Staff to negotiate an agreement with Highlands Golf, LLC to study active uses of Bayfront Park. The proposal by Highlands included a provision for the construction of several new playing fields at Bayfront Park to be paid for by Highlands in exchange for the right to develop an executive golf course and related facilities at Bayfront Park. Community reaction to the proposal was sharply divided at the November 1, 2005 meeting between those advocating the urgent need for more playing fields to accommodate the growing numbers of children who play in organized sports leagues like AYSO and Little League and those in favor of preserving Bayfront Park as open space with no active use.

After deliberation, the City Council directed Staff to enter into discussions with Highlands Golf to develop Bayfront Park. It also directed Staff to bring a draft of the proposed agreement with Highlands before the Parks and Recreation Commission before directing it to the City Council for consideration. As a result, the Parks and Recreation Commissioners voted to set up a Task Force consisting of three of its members to study the status of the City's playing fields and to attempt to make recommendations for utilization of City parks and open space properties and to seek public input into the process. The Task Force members were Park and Recreation Commissioners Richard Kline, Paula Maurano and Rob Silano.

This report was initially prepared by Commissioner Maurano, and a draft report was presented to the Parks and Recreation Commission at the commission meeting on February 22, 2006. At the February 22 meeting, the commission voted to disband the task force and requested that Commissioner Robinson assist Commissioner Maurano in revising the report and bringing it back to the full commission.

The Task Force, in its attempt to determine if there was a need for additional playing space decided to complete an inventory of the current playing fields and obtain feedback from athletic leagues and other park users. Various user groups met with city Staff on several occasions to identify and study the current playing fields and to look for ways to address a perceived shortage of both practice areas and regulation-size game fields for soccer and baseball leagues. The Task Force held its initial meeting with City Staff to begin its study on December 6, 2005 and held several meetings open to the public in January and February 2006. The Task Force met three more times on 1/9/06, 1/13/06 and 2/6/06 with two additional Task force members: James Bohac and Bruce Shapiro.

The Task Force resolved to prepare a summary of facts, a needs prioritization for additional field space and some recommendations for more efficient use of existing facilities. The methodology employed by the Task force consisted primarily of discussions with and requests for information from City Staff as well as

conversations with other interested parties such as athletic leagues currently using the fields and concerned citizens. Pertinent information regarding projected growth in school age children was ascertained from the school district and an effort was made to look at surrounding cities for comparison purposes. Much of the information presented here by the Task Force was obtained from City Staff in response to requests for information presented to them by Task Force members. The Task Force was limited in its time and resources devoted to the task. This report presents information on the City's parks as well as playing fields located on school sites used by Menlo Park children as practice and game sites. Some strategies for addressing perceived unmet user needs are suggested here.

This report is in no way a comprehensive approach to studying all the City's existing resources and unmet needs. That would require a significant allocation of staff and volunteer resources to adequately address future planning needs within the bigger context of the City's Master Plan. This task force recommends that such a study be undertaken in order to align City policy with the needs and desires of the community.

Overview

Menlo Park currently utilizes 9 fields for athletic play: 4 City Parks (Burgess, Kelly, Lyle and Nealon) and 5 school sites (Belle Haven, Hillview, La Entrada, Oak and Willow Oaks). Total park acreage for the City is roughly 217 Acres-of which 160 Acres is comprised of Bayfront Park-leaving about 57 Acres of non-Bayfront Park acreage. Roughly half, or 30 Acres of the balance, contains playing fields-the rest are either not suitable for or not currently being used as playing space. One big issue which emerged during the public discussion of the Highlands Golf proposal is how well the City is providing for the parkland needs of its residents based on its own standards as well as national standards.

The City relies heavily upon school sites to supplement its inventory of playing field sites. Adding school sites with playing fields to the total yields an additional 16.8 acres. That raises the total acreage of parks and schools sites to almost 47 acres-or roughly 1.52 acres per 1,000 residents. Of this, less than one quarter, or about 10.9 acres, is used for athletic fields, giving a ratio of 0.35 acres per 1000 residents. Also, there are playing fields in surrounding cities that are utilized by Menlo Park residents that are not accounted for here.

There are various ways to measure the intensity of field usage and whether there is an unacceptably intense use of existing fields. The City identified three overused and two under used fields in Menlo Park:

Overused: Burgess, Lyle and Willow Oaks

Under used fields: Kelly field and Belle Haven School

The school sites are also overused because they serve the needs of the school's students during the day and the sports leagues after school and on weekends.

Guidelines for Recreation Space

The National Recreation and Parks Association (NRPA - www.nrpa.org) has developed generally accepted national parkland and recreational facilities standards. The guidelines are divided into six categories: play lots, neighborhood playgrounds, neighborhood parks, community playfields, major community parks and open space/urban green space. Playing field acreage is not specifically broken out in the standards but is included in several categories.

The NRPA standards establish a suggested acreage range for each of the six park types. Table 1 compares the NRPA recommendations to the actual inventory of open space and park acreage available for the city's 30,500 residents. The NRPA recommendation for overall acreage devoted to all categories of parks including open space is between 7.1 and 11.3 acres per 1,000 people. The NRPA recommendation for non open-space acreage is 6.1 Acres per 1000, (or 189 Acres in Menlo Park's case). Menlo Park has 57 Acres of parks (exclusive of Bayfront). Including Bayfront in the inventory (column 1), Menlo Park just meets the recommendations. Excluding Bayfront's acreage, Menlo Parks' available park space falls to only 30% of the recommended value.

	Total (including open space)	Parks only (excluding open space)
NRPA Standard (acres per 1000 residents)	7.1 - 11.3	6.1
30,500 MP residents (acres)	217 - 350	189
Current inventory (acres)	217	57
Deficit (acres)	0 – 133	132

Table 1: Comparison of NRPA recommendations with park space available within Menlo Park.

Field Configuration and League Users

The inventory of fields shows 9 sites currently with playing fields- 4 City Parks and 5 school sites.

4 City Parks with fields: Burgess, Kelly, Lyle and Nealon (minimal use at Kelly)
 5 School Sites with fields: Belle Haven, Hillview, La Entrada, Oak Knoll and Willow Oaks (Belle Haven minimal to no use)

No regulation size field for older kids/adults currently exists within the City. Fields are subdivided into 26 smaller practice areas for team practices during the weekdays. Teams are given a time slot on one of the subdivided areas-generally between 4 PM and 6:30 PM for soccer. There are 220 field spaces available to practicing soccer teams in the Fall season when subdivided this way-of which about 47% of all available slots are used by AYSO and 29% by CYSA. AYSO also uses fields outside of Menlo Park like those at Holbrook Palmer Park, Encinal School and Las Lomas School (in Atherton). Soccer season generally runs August through November although some teams continue to play throughout the year. About 1,800 kids play soccer during a typical season. Baseball and Little League have about 1,100 players. Baseball season generally runs March to July. In addition, to soccer and baseball leagues, there are numerous other field users including City run programs, school based programs, adult sports leagues, lacrosse players, Pop Warner football and various other organized programs as well as unscheduled drop-in players who are not represented here.

Many of the fields are multi-use and host soccer, baseball and Little League among other sports. The only adult size softball field is at Nealon Park and it is also used for soccer and as a dog park. Representatives of youth athletic leagues have requested 2 additional regulation size soccer /baseball fields with lighting for multi-use located near mid-town. The Task Force identified 3 locations as possible sites:

1. Burgess (with possible closure of Alma street)
2. Kelly (with reconfiguration of current field)
3. Hamilton Avenue (east Menlo Park)

Clearly, all of these proposed sites would require further study to determine if such a use would be practical.

Projected Growth of School Age Population

According to the projections of the Menlo Park School District Superintendent, Ken Ranella, there is a 20% expected increase in school populations over the next 10 years-446 additional students. No similar information was immediately available from the Ravenswood City School District so projected growth does not include the three schools (Belle Haven, Flood and Willow Oaks) which are located in Menlo Park. Since the Menlo Park school district overlaps with parts of Atherton, Palo Alto and Portola Valley and possibly others, this does not necessarily translate to additional athletic league players only in Menlo Park. And, there is concern about how the increased enrollment at these school sites will negatively impact open space and playing fields. La Entrada has already reclaimed parts of its playing area with the construction of new buildings on its grounds. This will translate into increased pressures to utilize the remaining spaces. Menlo Atherton High School is currently at capacity and uses Flood Park (county owned) for its overflow. Use of private school facilities is not common due to cost, neighbor restrictions of noise and traffic etc.

Financial Data Regarding Fields:

Revenue generating uses:

The City collects about \$90,000 in rental fees and charges from athletic leagues and players.

Cost to Maintain Fields and Parks:

According to Kent Steffens, Director of Public Works, maintenance of parks, sports fields and landscaping around City buildings are aggregated together in one account and not broken out in detail. The city maintains both its own fields and the fields at the local schools (Hillview, Belle Haven, Oak Knoll, Laurel, and La Entrada). The total cost for 2005-2006 including overhead and Bayfront Park is \$1,274,747. Without Bayfront, the cost is \$1,087,742. Capital costs are not included.

Because the city does not track the costs of maintaining playing fields separately from landscaping, it is impossible to accurately compare the relative costs with neighboring communities. Nevertheless, some insight can be gained by dividing the total cost (excluding Bayfront) by the number of non-Bayfront acreage of 57 acres. This yields a per acre maintenance cost of \$19,000 or \$14,700 if school sites are included. Comparable data for neighboring cities is:

<u>City</u>	<u>Per Acre Maintenance Cost</u>
Menlo Park	\$14,700 (including school sites)
Palo Alto	\$ 39,000 (per Palo Alto Daily)
Mountain View	\$15,000 (Recreation Strategic Plan 4/26/05)

Appendix:

Summary of area fields

Organizations using Menlo Park fields

City staff spreadsheet of field usage

AYSO practice matrix

AYSO field maps

Appendix

Current Field Inventory

Burgess 700 Alma, Menlo Park

Soccer: 95 x 65 yards. Baseball: 300' outfield.

Largest city field. Recently renovated with Measure T funds. The field is in excellent condition. Heavily used by AYSO and CYSA soccer leagues. Suitable for older kids and adults. Adjacent Little League baseball diamond. Approximately 830 soccer players/week for fall season.

Encinal School 195 Encinal Ave, Atherton

Medium sized field at Encinal school. The field is in fair condition. Used by AYSO soccer league for games (GU-10) and practices.

Hillview School 100 Elder, Menlo Park

100 x 130 yards

Large field. The field is in poor condition. Used by AYSO soccer league for games (BU-12) and practices. Used by CYSA for practices. Also used for T-ball by Alpine-West in the spring. 480 soccer players for fall season.

Laurel School, 95 Edge Road, Atherton

Small field, used by AYSO for younger players

Kelly 1 100 Terminal Ave, Menlo Park

Two areas, each 55 x 40 yards

Two small fields in the outfield of the baseball diamond. Field condition is good. Used for AYSO BU-6 games.

Kelly 2 100 Terminal Ave, Menlo Park

50 x 70 yard soccer field

Medium sized field. Field is in good condition. Used by AYSO BU-10 for games on Saturdays. City run football during some weekdays. Approximately 60 users for fall season.

La Entrada School 2200 Sharon Road, Menlo Park

60 x 130 yard soccer field.

Large field at La Entrada school. The field is in fair condition. Used by AYSO for games (BU-9, GU-9) and practices. Used by CYSA for games and practices. Separate baseball diamond is used by Alpine-West Little League. Tomahawk Lacrosse and Decathlon Sports also use this field. 840 soccer players use this field each week during the fall season.

Lyle Park 1050 Middle, Menlo Park

60 x 90 yard field

Medium field at Jack Lyle park. Field is in excellent condition. Used by AYSO for

games (GU-12) and practices. Used by CYSA for games and practices. 880 users for fall soccer.

Nealon Park 800 Middle, Menlo Park

60 x 40 yard soccer field

Small field at Nealon Park. Field is in fair condition. Used by AYSO for BU-7 games. Softball field used for girls softball and adult league softball.

Oak Knoll 1895 Oak Knoll Lane, Menlo Park

Two 20 x 30 yard soccer fields

Small field at Oak Knoll school. Field is in poor condition. Used by AYSO for games (GU-7) and practices. Small baseball diamond on other side of school that is used for Alpine-West Little League baseball pitching machine games and practices. 390 soccer players for fall season.

Willow Oaks 620 Willow Road, Menlo Park

65 x 90 yard soccer field

Large field at Willow Oaks school. Field is in good condition. Used by AYSO for games (BU-14/GU-14) and practices. Used by CYSA for games and practices. East Palo Alto High School football team uses field twice a week for practices. 540 soccer players for fall season.

Belle Haven School

30 x 90 yard field

Baseball, soccer

Holbrook-Palmer, Atherton

Large field. Field is in fair condition. Field topography breaks field into smaller areas. Baseball diamond in one corner of the field. Used by AYSO for practices.

Las Lomas School, 299 Alameda De Las Pulgas, Atherton

Medium field. Field is in poor condition. Used by AYSO for games. Used by MA Little League for T-ball.

Menlo Atherton High School, Atherton

Large, artificial turf field. Used by AYSO, CYSA, and Pop Warner football for games.

Organizations Using the City's Fields

The table below does not include interscholastic leagues or school sponsored use of City fields:

Organization	Sport	Ages	Season	Participants	Fields
AYSO Region 109	Soccer	5-18	1	1500	1,4-12,17-19
CYSA Strikers	Soccer	7-18	1,3	400	1,5-7,12,20
Kidz Love Soccer	Soccer	2-12	1-4	125 (?)	1,4
MAASL	Soccer (W)	Adult	1,3	190	1
MA Little League	Baseball	5-12	3	825 (?)	2,6,18,19
MA Juniors	Baseball	13-16	3	?	3
Alpine-West Little League	Baseball	5-12	3	825 (?)	7,8,13-16
Ravenswood Little League	Baseball	5-12	3	?	?
SAY	Baseball	5-14	1,2	?	?
Alpine-West MA Softball	Softball	7-14 (girls)	3	?	4
Adult Softball	Softball	Adult	4	?	3,4
Tomahawks	Lacrosse	8-18	3	?	12
Peninsula Green	Rugby	13-18	2,3	?	?
Pop Warner	Football	7-15	1	140-150	20
Decathlon Sports	All	6-12	4	?	12
Nativity School	Baseball	?	?	?	2,4
St. Raymonds School	Baseball	?	?	?	2,4
DOGMA	Dogs	-	1-4	?	4

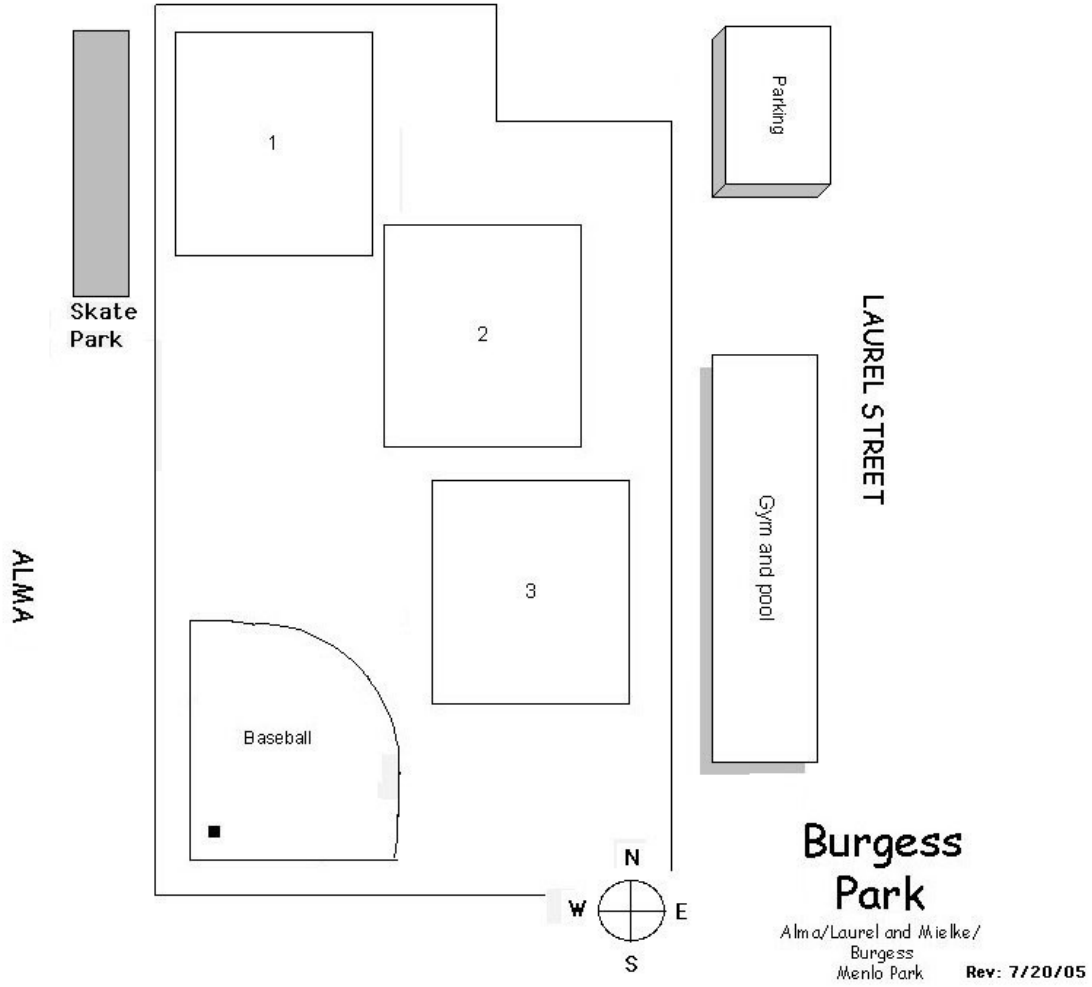
Field	Season
1. Burgess soccer field	1. Fall
2. Burgess little league field	2. Winter
3. Burgess "Big diamond"	3. Spring
4. Nealon Park	4. Summer
5. Lyle Park	
6. Willow Oaks	
7. Hillview	
8. Oak Knoll School	
9. Laurel School	
10. Kelly	
11. Belle Haven	
12. La Entrada Soccer Field	
13. La Entrada Baseball Field	
14. Ford Field (Portola Valley)	
15. Portola Valley Town Center (Portola Valley)	
16. Woodside Elementary School (Woodside)	
17. Encinal (Atherton)	
18. Las Lomitas (Atherton)	
19. Holbrook Palmer (Atherton)	
20. Menlo Atherton High School (Atherton)	

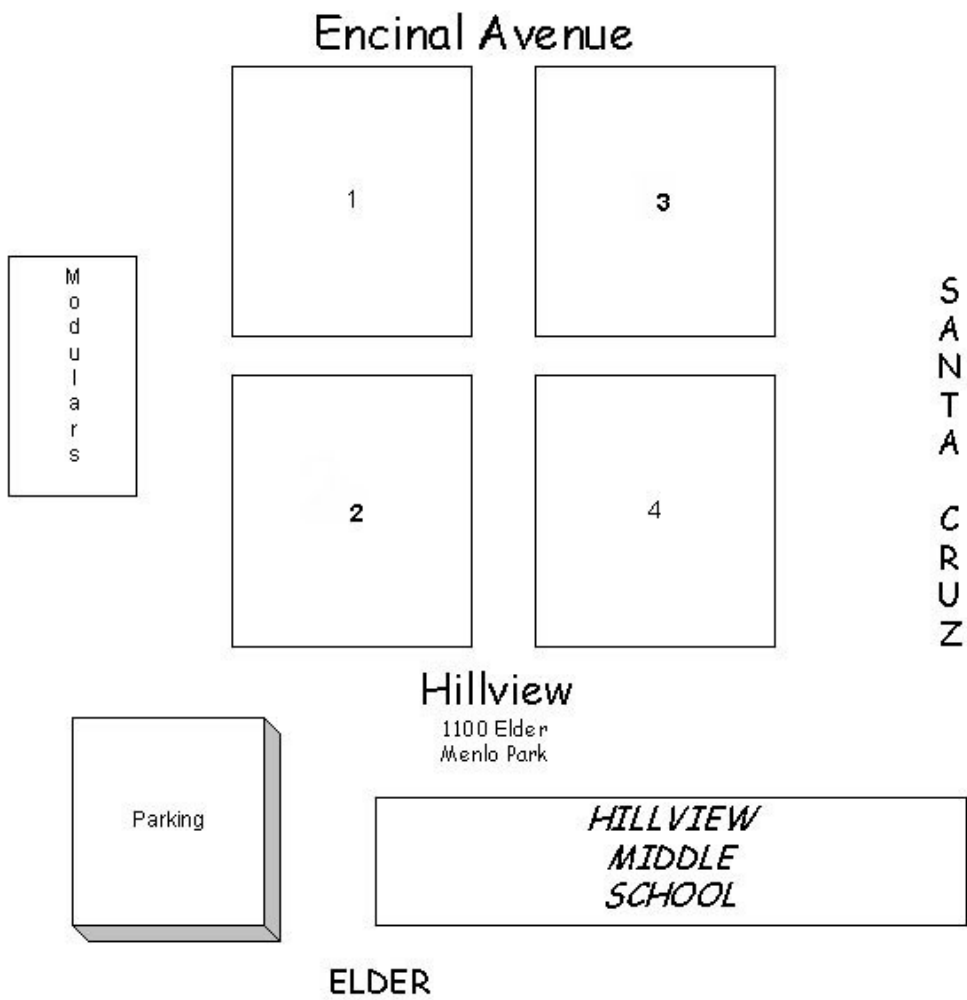
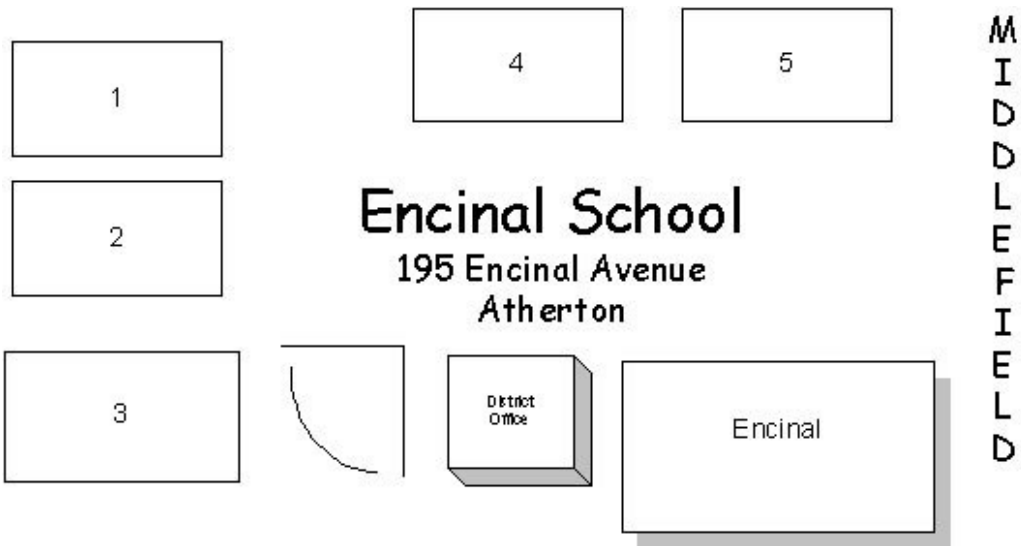
Field usage report from Menlo Park City staff.

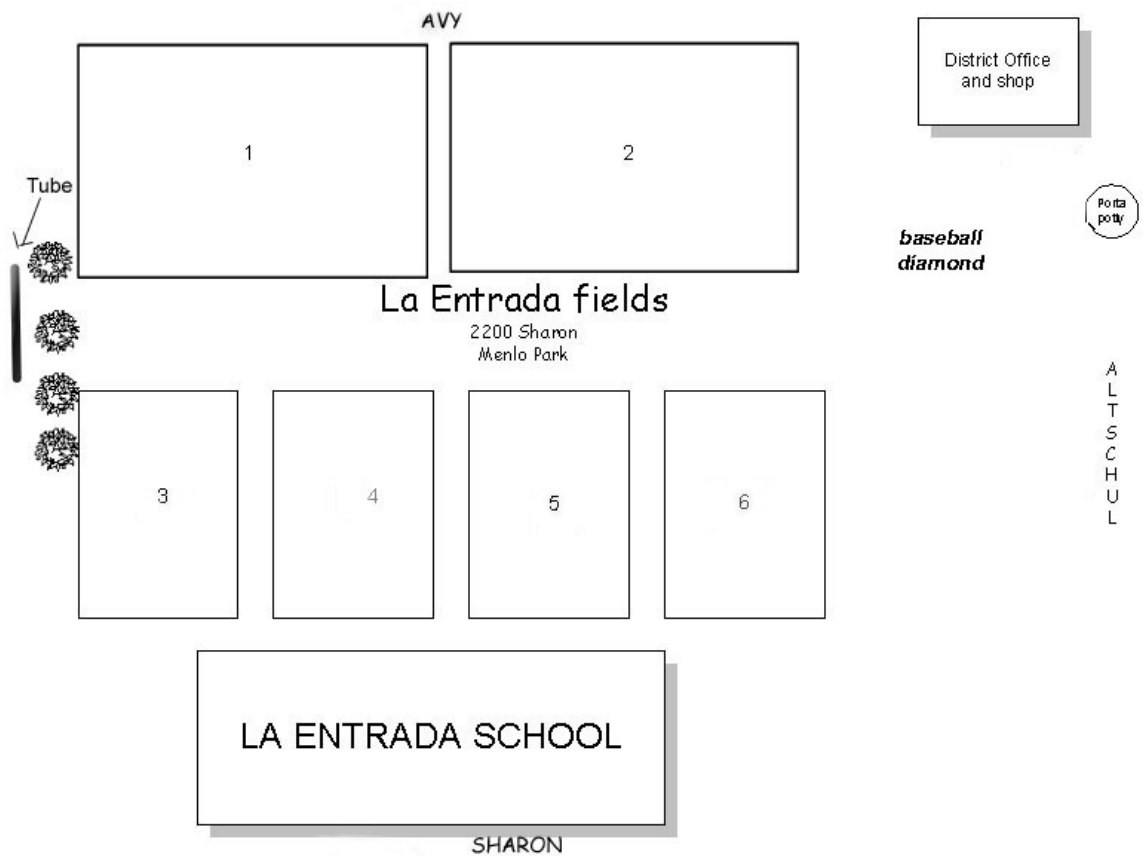
Field Usage Schedule

	Number of Users	Dates of Use	Days of Use	Times of Use	# of dates Used	Hours of Use	Fee Paid	Approximate # of areas	NOTES	
Belle Haven School	30 x 90 yards	0.68 acres on 3.0 acre site								
AYSO		8/24 - 11/20	Sat	mornings	11	22	\$ 220.00	1 Game Field		
School Programs	All year		M-F	3:30-5:30 ??						
MAINTENANCE	Closure	7/7 - 8/21								
Burgess Field	95 x 95 yards	1.28 acres on 9.3 acre site								
AYSO	390	8/15 - 11/19	M-F	4pm-6:30pm	60	130	\$ 2,630.00	16 practice	1.26 hrs practice/	
	150	9/3 - 11/19	Sat	9am-1pm	11	44		1 game field	after DST .76 hrs	
CYSA	30	8/20 - 11/19	M-F	4- 6:30pm	50	117.5	\$ 1,175.00	10 practice	1.26 hrs practice/	
		8/20-11/19	Sun	2-5pm	11	33	\$ 330.00	1 game field	after DST .76 hrs	
MFA Little League	825	4/19-6/26	M-F	4-7pm	55	165	\$ 2,670.00			
		4/19-6/26	SA	9-4pm	12	84				
		4/19-6/26	SU	9-5pm	12	96				
MFA Women's Soccer	190	4/19-6/25	Sat, T, & Th	1-5pm, 6-7:30p	25	69.5	\$ 1,579.50	1	All games, no prac.	
City Program/ KLS soccer	150	7/19 - 12/1	T, Th, F	10-12, 2-5	45 weeks ?	600+	res 388	center field	North Diamond	
MAINTENANCE	Closure	4/7 - 6/7						will disrupt	Baseball, KLS and CY Soccer	
TOTAL SOCCER USERS	830									
Hillview School Field	100 x 130 yards	2.7 acres on 3.2 acre site								
AYSO	350	8/15 - 11/18	M-F	4pm-6:30pm	60	130	\$ 2,630.00	16 practice	1.26 hrs practice	
	120	8/15 - 11/18	Sat	9-1pm	11	44		1 game field	after DST .76 hrs	
CYSA	Spring	4/18-6/4	Tues & Th	3:45-6:30pm	14	35	\$ 350.00			
			No Sats							
		Fall	9/5-11/15	M-F	4pm-6:30pm	50	147	\$ 1,470.00	14 practice	1.26 hrs practice
			No Sats						after DST .76 hrs	
Alpine Little League		4/4 - 6/4	W	5-7pm	9	18	\$ 108.00	1	Small - T-Ball only	
		4/4 - 6/4	Sat	9-1pm	10	40	\$ 240.00	1		
Hillview Football		9/15-11/7	T, Th & F	3:30-5:15pm	30	52.5	N/C	2		
MAINTENANCE	Closure	6/21 - 8/14								
TOTAL HILLVIEW USERS	480									
Kelly Park Field	One 66 x 70 yard soccer field and two 66 x 40 yard soccer fields.	1.7 acres on 6.5 acre site								
(50x70 fields) AYSO	60	9/10-11/10	Sat	9-1pm	11	44	\$ 990.00	1		
(6 teams x 10)CYSA										
City Program	Football	9/6 -11/6	W & F	4pm-5:15	16	20	\$ 15.00	soccer field		
MAINTENANCE	Closure	4/1 - 6/1								
TOTAL KELLY FIELD USERS	60									
La Entrada School Field	80 x 130 yards	1.8 acres on 4.3 acre site								
AYSO	720	8/15 - 11/19	M - F	4 - 6:30pm	60	130	\$ 5,905.00	34 practice		
		9/3 -11/19	Sat	9-1pm	11	44		4 fields		
CYSA	120	8/15-11/19	M-F	4-6:30pm	60	130	\$ 1,640.00	14 practice		
Alpine Little League		2/15 -7/3	M -F	5-7pm	99	198	\$ 1,188.00	1 field		
		2/15 -7/3	Sat/Sun	9-6pm	39	234	\$ 1,404.00	1 field		
Tomahawks La Crosse?		2/14-5/18	M -Th & Su	varies	55	149	\$ 1,490.00			
MAINTENANCE	Closure	6/7 - 8/14								
TOTAL LA ENTRADA USERS	840									
Lyle Park Field	80 x 90 yards	1.1 acres on 3.6 acre site								
AYSO	600	8/15 - 11/18	M - F	4-6:30pm	60	130	\$ 3,355.00	22 practice		
	100	9/3 -11/19	Sat	9-1pm	11	49.5		1 field		
CYSA	Spring	4/16 -6/5	M-F	3:45-6:30pm	40	90	\$ 900.00			
	180	4/7-6/4	Sat/Sun	9-6pm	14	126	\$ 1,260.00			
		Fall	8/15-11/18	M-F	4-6:30pm	60	130	\$ 2,340.00	18 practice	
			9/10-11/19	Sat	2-6pm	11	44	\$ 440.00	1 field	
			9/11 - 11/20	Sun	8:30 -5:30pm	11	99	\$ 990.00	1 field	
MAINTENANCE	Closure	3/1 - 4/15								
TOTAL LYLE USERS	880									
Nealon Park	80 x 40 yards	0.6 acres on 8.9 acre site								
AYSO	8U7	9/3 - 11/19	Sat	9-1:30pm	11	49.5	\$ 990.00	2		
MFA Little League	825	2/15-6/14	Tu	3:30-5:30pm	18	36	\$ 360.00	1		
		3/5 -6/18	Sat	9:30-4:00pm	16	104	\$ 1,040.00	1		
MAINTENANCE	Closure	3/7 - 4/21								
Oak Knoll School Field	30 x 40 yards	0.26 acres on 2.1 acre site								
Alpine Little League		2/15 -7/3	M -F	5-7pm	60	130	\$ 720.00	1		
		2/15 -7/3	Sat/Sun	9-6am	27	162	\$ 972.00	1		
AYSO	300	8/15-11/18	M-F	4-6:30pm	60	105	\$ 2,445.00	15 practice	1.26 hrs practice	
	90	9/3 - 11/19	Sat	9-1pm	11	49.5		1	after DST .76 hrs	
MAINTENANCE	Closure	7/7 - 8/21								
TOTAL OAK KNOLL USERS	390									
Willow Oaks School Field	85 x 90 yards	1.2 acres on 4.2 acre site								
AYSO	270	8/15-11/18	M -F	4 - 6:30	60	130	\$ 1,720.00	9 practice	1.26 hrs practice	
	90	9/3-11/19	Sat	9-1pm	11	44		1 game field	after DST .76 hrs	
CYSA	Spring Season	4/18 - 6/4	Tu & Th	3:45 - 6:15pm	21	52.5	\$ 525.00	1		
	180	3/1 - 5/1	Tu & Th	3:45 - 6:15pm	10	25	\$ 250.00	1		
		Fall Season	8/15-11/19	M-F	4-6:30pm	60	130	\$ 2,600.00	9 practice	

Field configurations used by AYSO for practice.







A
L
A
M
E
D
A

de
las

P
U
L
G
A
S

1

2

3

4

Las Lomitas School

Las Lomitas field
299 Alameda de las Pulgas
Atherton

Camino al Lago

E
D
G
E
R
O
A
D

Laurel School



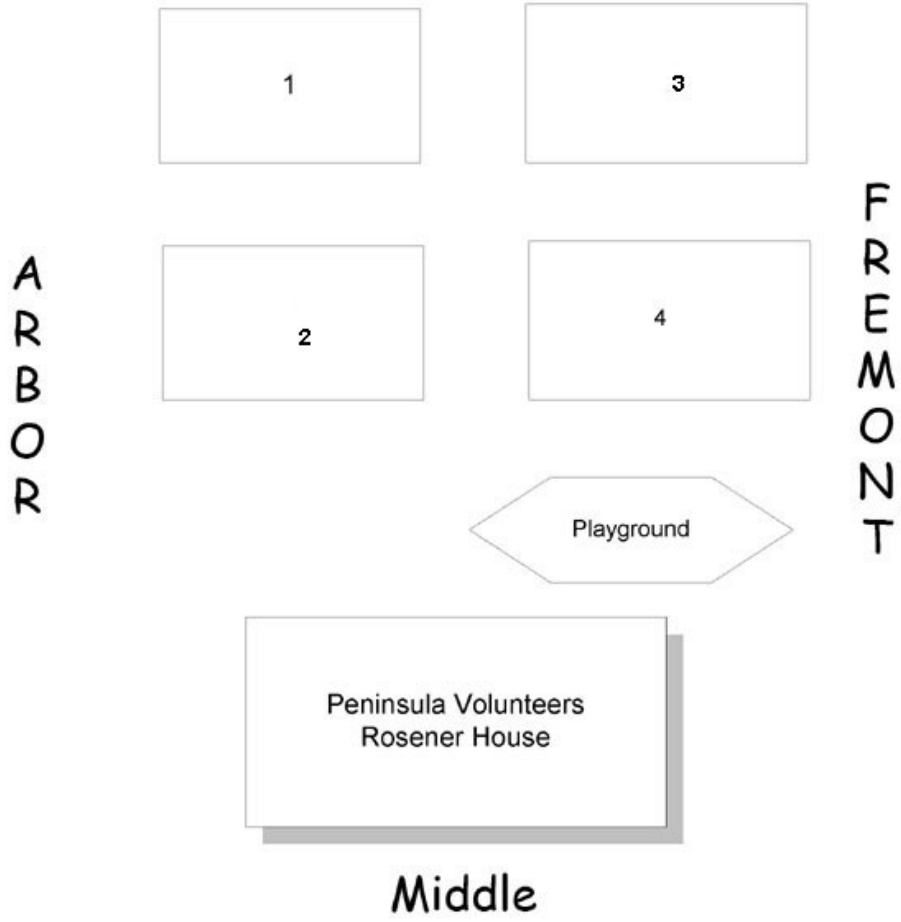
1

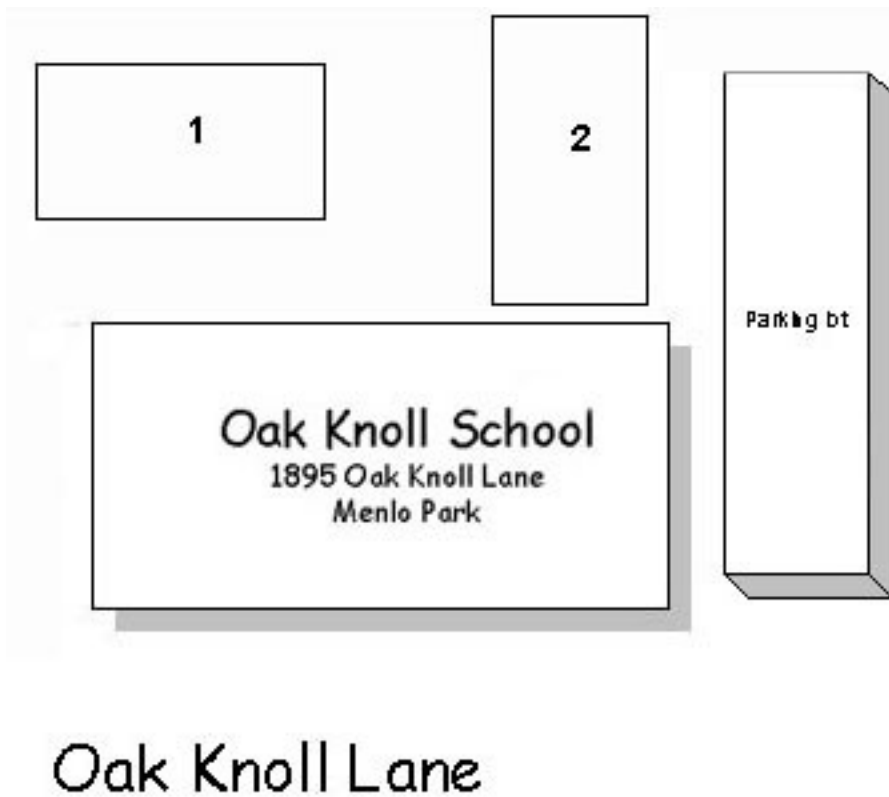
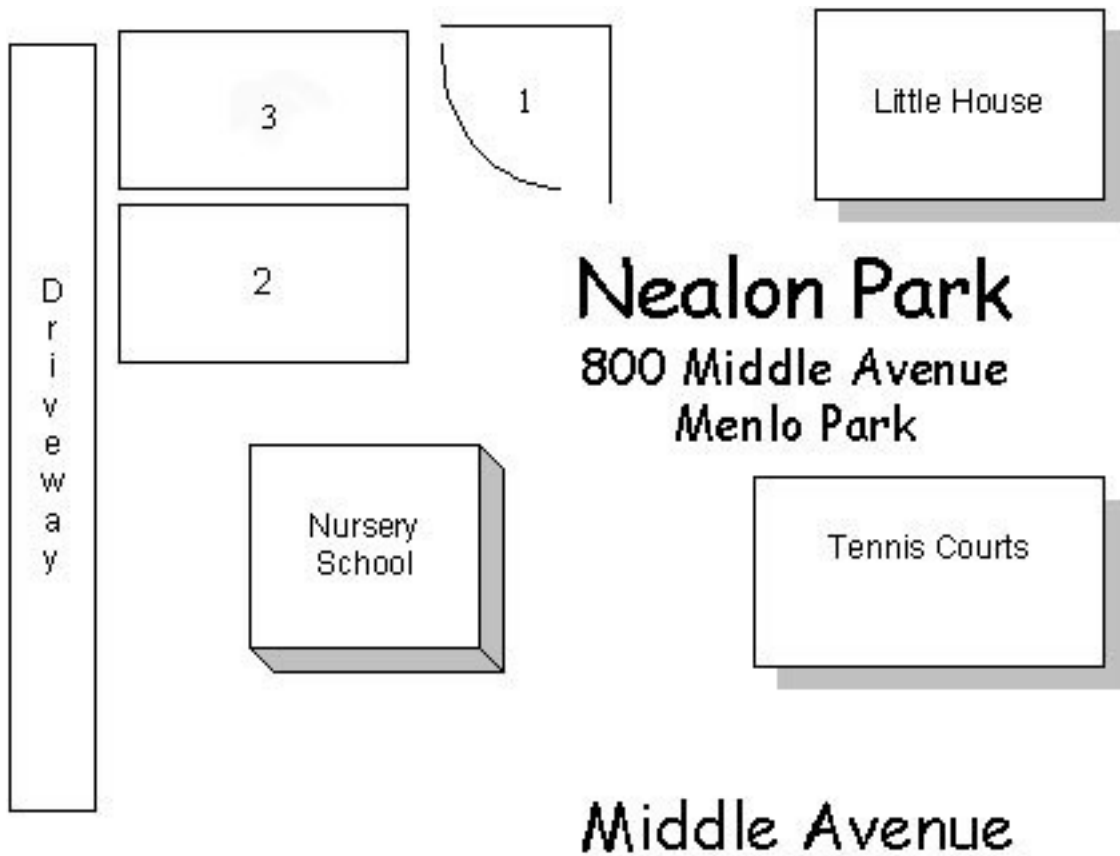
2



RINGWOOD

Jack Lyle Park

Middle & Fremont/Arbor
Menlo Park







Ladera
Woodland School
360 La Cuesta
Portola Valley

**WOODLAND
SCHOOL**

L
A

C
U
E
S
T
A

